

TSi 150T



Yellow Jacket Drilling
1-888-4YDRIL (1-888-495-3745)
yjdrilling.com

The TSi 150T manufactured by Terra Sonic International an industry leader in the design, and manufacturing of sonic drill rigs, tooling and support equipment is without question the MOST POWERFUL sonic drill rig available in the industry.

Every component on this state of the art rig has been specifically designed to take the force that the powerful sonic oscillator can produce, and then some. No other sonic rig is going to get the job done safer, faster, or more efficiently than the TSi 150T can.

The TSi 150T sonic oscillator utilizes up to 150 HP to generate powerful sonic energy in the drill string to an impressive rated depth of 700' with 6" casing; and is capable of advancing casing sizes up to 12" in diameter.

The angle or vertical capable TSi 150T is not only extremely powerful; this versatile machine is also equipped to collect split-spoon and/or SPT samples using a 140 lb. automatic sampling hammer, and if bedrock is present can easily be adapted to rotary drill, wire-line core, or conventional core using various sizes and methods.

rigspecs

Sonic Head

Oscillator Frequency – 0 to 150 Hz
Oscillator Force – 50,000 lbs.
Max Torque – 4,677 ft-lbs.
Rotational Speed – 0 to 80 rpm

Engine

John Deere tier 4 turbo charged diesel engine rated at 255 horsepower @ 2000 RPM.

Mast

Head Tilt – 87-degrees
Head Travel – 24.5'
Head Travel Speed – 0 to 180 fpm
Overall Length – 32'
Drilling Angle – Vertical to 45-degrees off vertical
Upper Jib Hoist – 2,000 lb. capacity, 150 fpm
Lower Jib Hoist – 2,000 lb. capacity, 150 fpm
Wiggle – 6" lateral swing, 6" fore/aft
Feed System – Hydraulic cylinder operated feed frame
Rod Rack – 800' of vertical mast rod storage

Breakout

Wrench – Dual cylinders on both top and bottom wrench
Wrench Size Range – 3" to 12"
Wrench Travel – 19-degree Swing
Wrench Clamp Force – Adjustable pressure preset at 34,500 lbs.

Truck

Peterbilt Model 365 (6x4) equipped with a Cummins diesel engine rated at 425 horsepower @ 1800 RPM. 20,000-lb. rated front axle and a tandem rear axle with a 40,000-lb. rating.



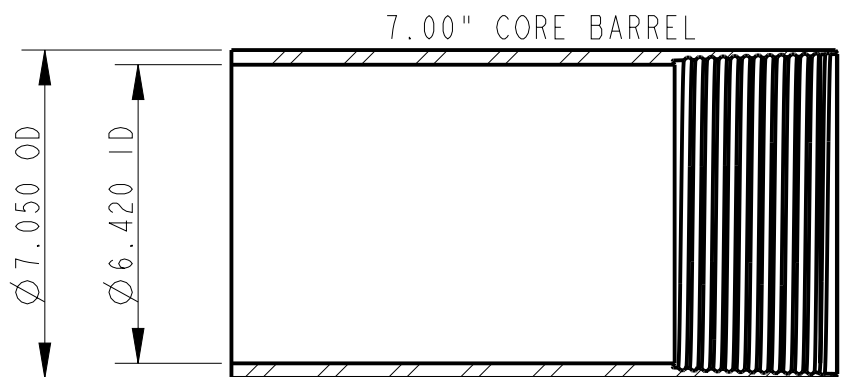
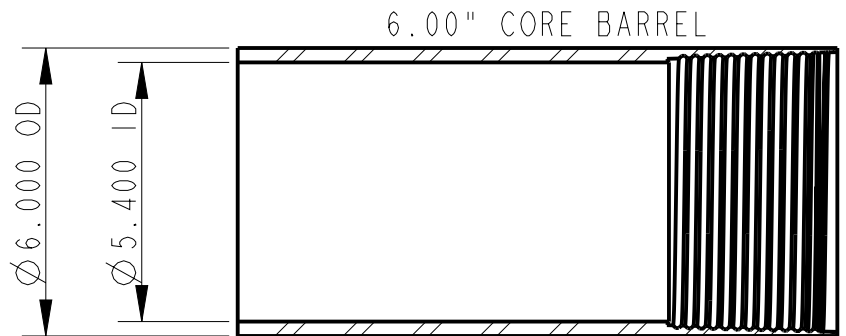
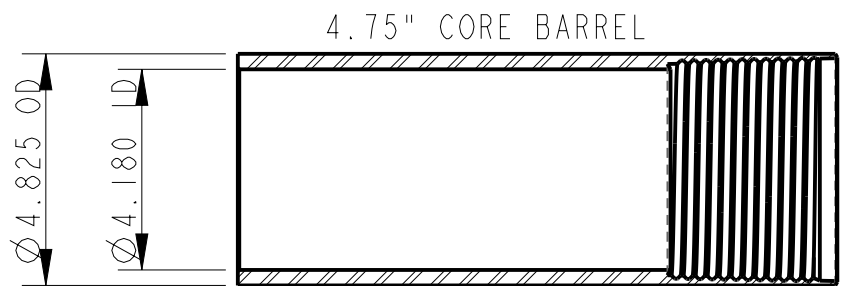
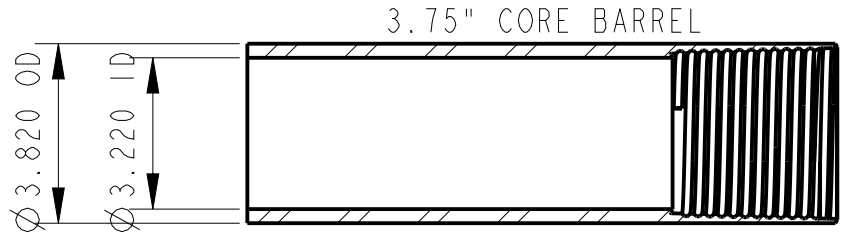
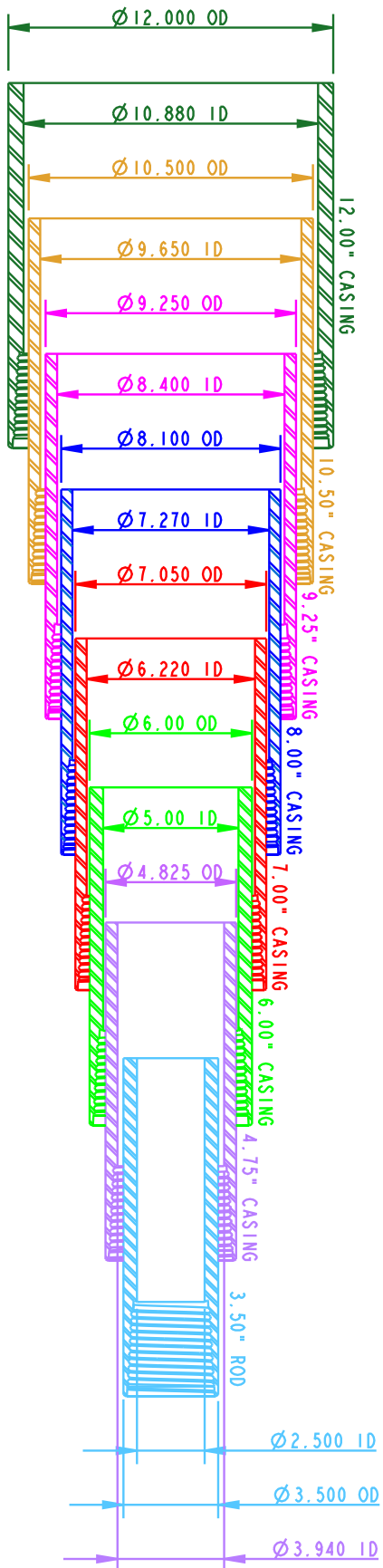
Average Dimensions & Weight

	<i>Folded</i>	<i>Unfolded</i>
Width	8' - 5"	10' - 11 1/4"
Length	33' 2 1/2"	37'
Height	12' - 9 1/8"	26' - 6"
Weight	42,000 lbs.	Ground Clearance 14"

Sonic Tooling Diameters



Rod • Casing Core Barrel



Dimensions are in inches.
Diagrams courtesy of Terra Sonic International.